

Model HO EH EH/DC EH/DCL EH/4C

OFFER ORDER

Delivery data (Compulsory to fill in)

Company name, contact person and telephone

Delivery address

Customer code

Office code

Delivery date

General characteristics

Rated load kg

Rated speed (m/s)

- 0,1
- 0,2
- 0,3 (only HO model)

Power supply (±5%)

- 230V 3~ 50 hz
- 400V 3~ 50 hz
- 230V 1~ 50 hz
- Other

Piping

- Rigid
- Flexible

Travel (R) mm

Stops number

Lenght m

Floor numbering

Loading floor characteristics

Type

- Handrail, H=1200 mm
- Cabin, 2000<Hc<2500
- Roofless car, 2000<Hp<2500

Height

Supply handrail

Type

- Tubular
- Smooth sheet

Finish

- Epoxi
- Stainless steel

Cabin car / Roofless car

Finish

- Galvanized sheet
- Stainless steel

Metalic wall bumper in EH-500

- Yes
- No

Cabin car options

- Light in cabin car
- Cabin car door with grid, PL=

Door characteristics

Supply doors

- Yes
- No

Door type

- Single leaf hinged door
- Double leaf hinged door
- Other type

(Hidral no supply)

Clear height (mm) HL

Landing positions

1

2

3

Clear opening (mm) PL

Hand (Right, Left)

Floors with this access

Finish

- Painted standar steel
- Stainless steel

Options

- Reinforced door

Options

Mechanical options

- Trimming in floor for retractable cam
- Traction by chains
- Galvanized structure
- Stainless steel sheet floor
- Inverted sling avoiding guides to overcome superior level
- Lateral landings (Only for EH/4C model)

Hydraulic options

- Low speed re-levelling
- Central hydraulic unit with low noise level (Only for EH-1500 and EH/DC-3000 model)

Electrical control options

- Wall mounted landing button panel
- Landing button panel operated by keys
- Electric pawl devices
- Hydraulic pawl devices
- Retractable cam 230V/AC, Number
- Plugable pre-fitted waterproof electric installation
- Hoistway Lighting
- Y-Δ starting device (Necessary for 9.2 Kw, 400V 3~ power outputs)
- Y-Δ starting device for the re-levelling motor (Necessary for 9.2 Kw, 400V 3~ power outputs)

Packing options

- Accesories and oil drum in wooden boox
- Accesories and oil barrel on ISPN-15 wooden boox

Remarks

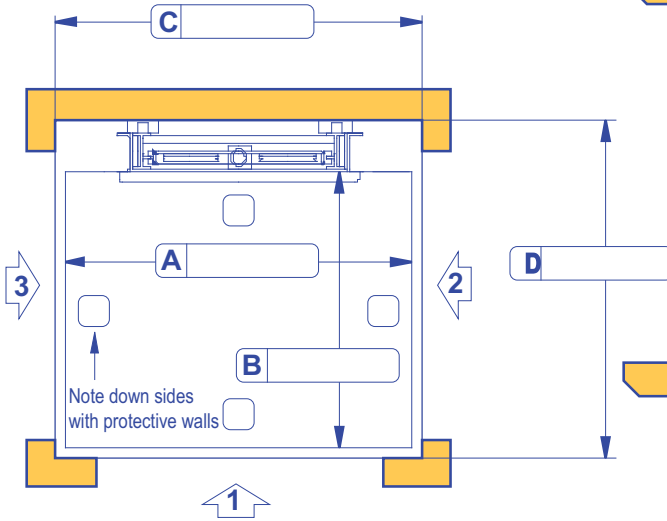
Model HO EH EH/DC EH/DCL EH/4C

OFFER

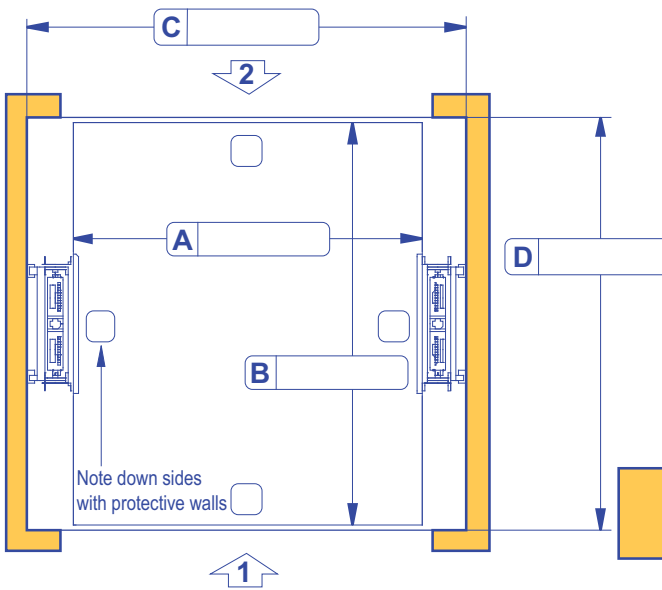
ORDER

Dimensions

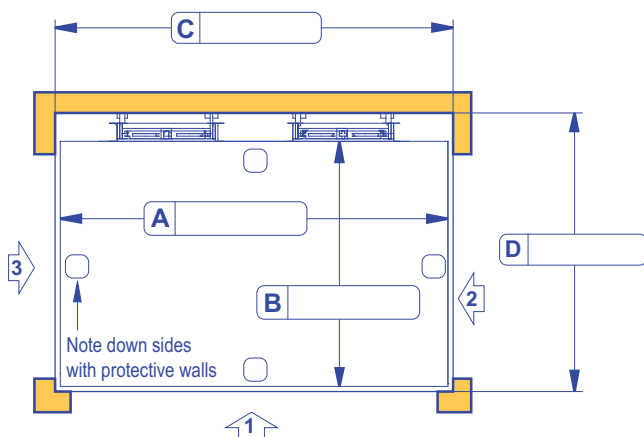
HO - EH



EH/DC



EH/DCL



EH/4C

